



BSF70 FOLDING DOOR SYSTEM

Versatile and flexible, the market leading BSF70 aluminium folding door system is available in a wide range of configurations to create the look you desire. Multiple doors can be combined with open-in or open-out options. In a variety of styles to create a wide expanse of opening. The narrow profile ensures that maximum glazing is achieved, flooding rooms with light.

DESIGN FEATURES

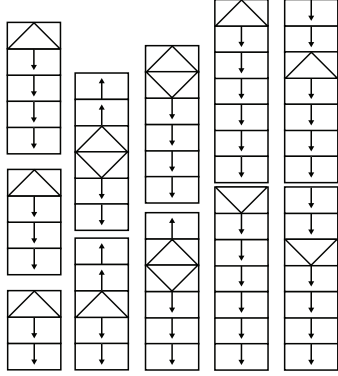
- Internally beaded with a soffitline or square detail to all external doors and panels
- Charterised and square bead options
- Four stainless steel wheels ensures smooth and consistent operation
- Unique, flush line pop-out handle that allows maximum door opening and square stacking panels
- Low threshold option which can be configured to achieve DDA and Part M compliance
- Certified under Secured by Design scheme

OPTIONS

- Doors and panels can be used in a variety of configurations, style and design
- All configurations are available in both open-in and open-out options
- Full range of bespoke hardware available
- Glazing sizing range of 28mm – 44mm
- Available in single or dual colour option, polyester powder coating and anodised finishes

CONFIGURATIONS

The BSF70 folding door system is available in a wide range of configurations as demonstrated below. Panels can be stacked inside or outside, to the left or right, or split stacked on both sides.



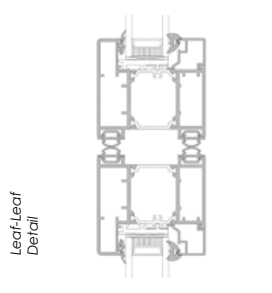
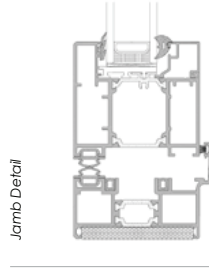
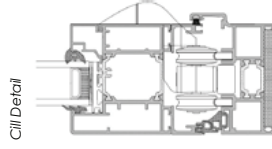
BSF70 FOLDING DOOR SYSTEM TECHNICAL SPECIFICATIONS

Combining high security hinges and locking mechanisms with a unique high strength roller designs, the BSF70 aluminium folding door system provides the security and reliability demanded in high traffic applications. Doors can be manufactured to replace

whole walls and a full range of colours are available, including single or dual aspect. Anodised finishes are also available with marine grade guarantees on request.

SPECIFICATIONS	FOLDING SLIDING	SINGLE & DOUBLE DOOR
Performance & Accreditation		
U-Value (Double Glazing)*	1.7 W/m ² K	1.8 W/m ² K
U-Value (Triple Glazing)**	1.6 W/m ² K	1.4 W/m ² K
Green Guide Rating	A, Rated	A, Rated
Acoustic Performance (dB)	Rw (C/Cf) 36 (-1;-3) dB Class 4	Rw (C/Cf) 36 (-1;-3) dB Class 4
Air Tightness (Pa)	Class 7a Class E2400	Class 7a Class E2400
Water Tightness (Pa)	Class 7a Class E2400	Class 7a Class E2400
Wind Load (Pa)	Class E2400	Class E2400
Security	PAS 24	PAS 24
Configurations		
Opening	Open In & Open Out	Open In & Open Out
2-2-0	•	•
3-3-0	•	•
3-2-1	•	•
4-4-0	•	•
4-2-2	•	•
4-3-1	•	•
5-5-0	•	•
5-3-2	•	•
5-4-1	•	•
6-6-0	•	•
6-3-3	•	•
6-4-2	•	•
6-5-1	•	•
7-7-0	•	•
7-4-3	•	•
7-5-2	•	•
7-6-1	•	•
Size Limits		
Max Vent Weight	100 Kg	100 Kg
System Features		
Frame Options	70mm	84mm/70mm
Dual Colour Option	•	•
Multi-Point Locking	•	•
Glazing Options	Internal	Internal
Glazing Thickness	24mm-44mm	24mm-44mm

CAD CROSS SECTION AND THERMAL PROFILE



* Door U-Value based on CEN 681 using 1.2 W/m²K double glazing with warm edge Spaceliner V-bar. ** U-Value based on CEN 681 using 0.7 W/m²K triple glazing with warm edge Spaceliner V-bar. All weather test data taken from BS EN 60751 (Part of Part 23) based upon highest performing door configuration. Sound insulation values are for reduction values and are based on tests using acoustic glazing.

Please note: NBS Specifications are available for all products and BIM Components for many. Please visit www.aluk.co.uk to download CAD files, BIM Components and NBS Specifications.